

IMPORTANT: These instructions apply only if you have never linked Login.gov to eVoucher. Once they are linked, should you obtain an eVoucher account in either the same or a different court, the CJA administrator will link the new account to your Single Login Profile (SLP). Provide your CJA administrator with the email address on your SLP, even if it differs from the email address you use to sign in with Login.gov (the SLP email address is used for linking eVoucher accounts). This will allow you to seamlessly switch between accounts after signing in.

Linking Your eVoucher Account to Your Login.gov Account

If you already have a Login.gov account, you must link it to your eVoucher SLP account to sign in to eVoucher. **Note:** Skip to step 4 if you have already signed in to Login.gov.

Step 1

Go to your court's eVoucher sign in page, and click **Sign in with LOGIN.GOV**.



CJA eVoucher - Texas Western District Court (TrngSand)
Release 6.12.0.0

Sign in to eVoucher

Users are required to sign in with a Login.gov account. Need to create a Login.gov account? Use the Sign in button below and then use the "Create an account" button below the sign in fields.

[Learn about the Login.gov sign in process.](#)

[Learn about the new payment process.](#)

Sign in with  LOGIN.GOV



Step 2

You are taken to the Login.gov website, where you can sign in or create an account. If you have not created your Login.gov account, review the [Creating a Login.gov Account](#) job aid before continuing.

The website defaults to the sign in view. In the **Email address** field, enter the email address you use to sign in with your Login.gov account, and then in the **Password** field, enter your password. Click **Submit**.

Sign in **Create an account**

Sign in for existing users

Email address
davidattorney@gmail.com

Password

Show password

Submit

Step 3

In the **One-time code** field, enter the one-time code sent to your device using your chosen authentication method, and click **Submit**.

Enter your one-time code

We sent a text (SMS) with a one-time code to (***). This code will expire in 10 minutes.

Do not share this code. Login.gov will never call, text, or email you asking for it. [Learn how to identify fraud and report it.](#)

One-time code
Example: 123456
XXXXXX

Remember this browser

Select this to skip authentication on supported sites. **DO NOT** select "Remember this browser" if you are on a public or shared device.

Submit

[Send another code](#)



Step 4

Next, you are asked to connect, or link, your Login.gov account with your eVoucher account. It is highly recommended that you add a second multi-factor authentication method if you haven't already. To do this, follow the instructions to add the second method, and then click **Agree and continue**. You can also choose to add a second authentication method later by going directly to Login.gov.

Connect your verified information to eVoucher

We'll share this information with eVoucher :

✓ **Email address**
davidattorney@gmail.com [Change](#)

▲ [Add a second authentication method](#). You will have to delete your account and start over if you lose your only authentication method.

Agree and continue

Step 5

Login.gov directs you back to your court's eVoucher sign in page. Note that the **eVoucher Email Address** field is now pre-populated with your Login.gov email address. Click **Next**.

Link eVoucher Account with Login.gov Account

Enter your email address to connect your eVoucher account with your Login.gov account.
After completing this step, you will sign in using Login.gov going forward.

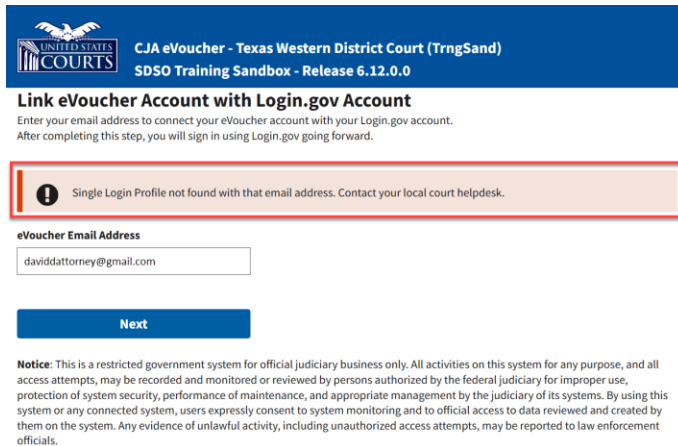
eVoucher Email Address
davidattorney@gmail.com

Next

Notice: This is a restricted government system for official judiciary business only. All activities on this system for any purpose, and all access attempts, may be recorded and monitored or reviewed by persons authorized by the federal judiciary for improper use, protection of system security, performance of maintenance, and appropriate management by the judiciary of its systems. By using this system or any connected system, users expressly consent to system monitoring and to official access to data reviewed and created by them on the system. Any evidence of unlawful activity, including unauthorized access attempts, may be reported to law enforcement officials.



Option 1: If your Login.gov email address is different from your SLP email address, when you click **Next**, an error message appears, prompting you to contact your court’s help desk. Contact your court’s CJA administrator, who will send you an email message with a link that you can click to automatically connect your two accounts.



CJA eVoucher - Texas Western District Court (TrngSand)
SDSO Training Sandbox - Release 6.12.0.0

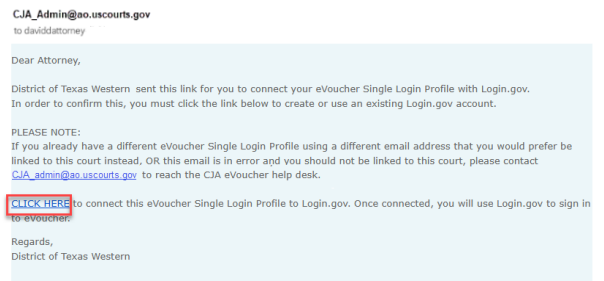
Link eVoucher Account with Login.gov Account
Enter your email address to connect your eVoucher account with your Login.gov account. After completing this step, you will sign in using Login.gov going forward.

eVoucher Email Address
daviddattorney@gmail.com

Next

Notice: This is a restricted government system for official judiciary business only. All activities on this system for any purpose, and all access attempts, may be recorded and monitored or reviewed by persons authorized by the federal judiciary for improper use, protection of system security, performance of maintenance, and appropriate management by the judiciary of its systems. By using this system or any connected system, users expressly consent to system monitoring and to official access to data reviewed and created by them on the system. Any evidence of unlawful activity, including unauthorized access attempts, may be reported to law enforcement officials.

eVoucher Login Profile Email Verification



CJA_Admin@ao.uscourts.gov
to daviddattorney

Dear Attorney,

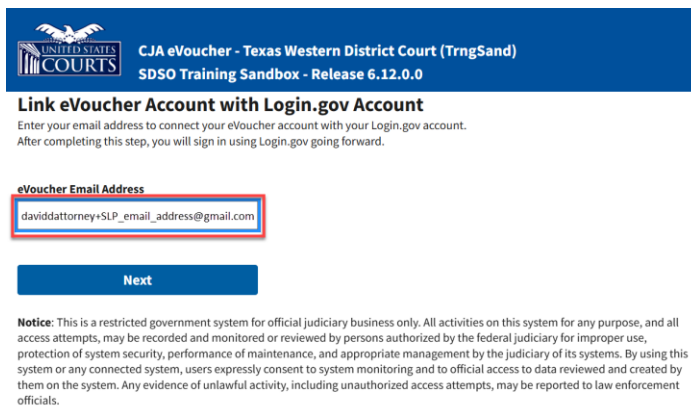
District of Texas Western sent this link for you to connect your eVoucher Single Login Profile with Login.gov. In order to confirm this, you must click the link below to create or use an existing Login.gov account.

PLEASE NOTE:
If you already have a different eVoucher Single Login Profile using a different email address that you would prefer be linked to this court instead, OR this email is in error and you should not be linked to this court, please contact CJA_admin@ao.uscourts.gov to reach the CJA eVoucher help desk.

CLICK HERE to connect this eVoucher Single Login Profile to Login.gov. Once connected, you will use Login.gov to sign in to eVoucher.

Regards,
District of Texas Western

Option 2: If you choose to update the eVoucher Email Address field with your SLP email address, when you click **Next**, you’ll be prompted to check your email and confirm that you entered the correct email address. Click the link in the email message to automatically connect your two accounts.



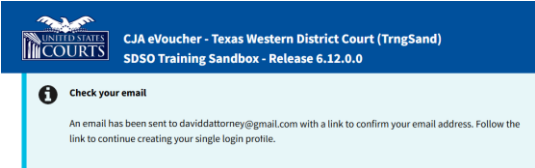
CJA eVoucher - Texas Western District Court (TrngSand)
SDSO Training Sandbox - Release 6.12.0.0

Link eVoucher Account with Login.gov Account
Enter your email address to connect your eVoucher account with your Login.gov account. After completing this step, you will sign in using Login.gov going forward.

eVoucher Email Address
daviddattorney+SLP_email_address@gmail.com

Next

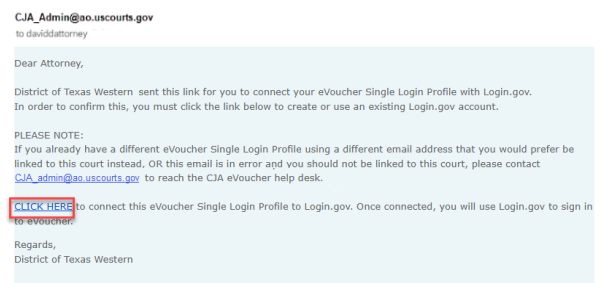
Notice: This is a restricted government system for official judiciary business only. All activities on this system for any purpose, and all access attempts, may be recorded and monitored or reviewed by persons authorized by the federal judiciary for improper use, protection of system security, performance of maintenance, and appropriate management by the judiciary of its systems. By using this system or any connected system, users expressly consent to system monitoring and to official access to data reviewed and created by them on the system. Any evidence of unlawful activity, including unauthorized access attempts, may be reported to law enforcement officials.



Check your email

An email has been sent to daviddattorney@gmail.com with a link to confirm your email address. Follow the link to continue creating your single login profile.

eVoucher Login Profile Email Verification



CJA_Admin@ao.uscourts.gov
to daviddattorney

Dear Attorney,

District of Texas Western sent this link for you to connect your eVoucher Single Login Profile with Login.gov. In order to confirm this, you must click the link below to create or use an existing Login.gov account.

PLEASE NOTE:
If you already have a different eVoucher Single Login Profile using a different email address that you would prefer be linked to this court instead, OR this email is in error and you should not be linked to this court, please contact CJA_admin@ao.uscourts.gov to reach the CJA eVoucher help desk.

CLICK HERE to connect this eVoucher Single Login Profile to Login.gov. Once connected, you will use Login.gov to sign in to eVoucher.

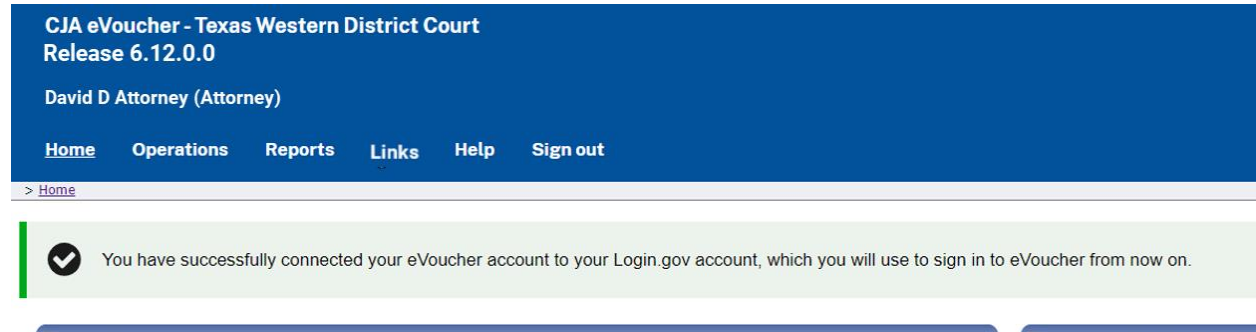
Regards,
District of Texas Western

With either option, if you have to close your browser or stop the linking process before it’s complete, you may be required to sign in to Login.gov again.



Step 6

When accounts are successfully linked, a success message appears at the top of your eVoucher Home page. Continue to use eVoucher normally.



You have now linked your eVoucher account to your Login.gov account. For all future use, sign in to Login.gov to access eVoucher.

